

QUICK-STEP®



ALPHA VINYL

Unrivalled
beauty

Wonderfully
silent

Innovative watertight
technology



Visualise your choice of flooring in your own interior with our RoomViewer


Having doubts about which Quick-Step floor suits your interior best? No problem! Thanks to the online RoomViewer, you can preview any floor in your own interior to help you make the right choice.



SCAN THE QR CODE TO ACCESS THE ROOMVIEWER

Start exploring

| | |
|--|-------|
| ALL ABOUT ALPHA VINYL | P. 4 |
| SUSTAINABILITY AT THE HEART OF YOUR HOME | P. 12 |
| ON TOP OF THE TRENDS | P. 14 |
| TOOLS TO HELP YOU CHOOSE | P. 24 |
| TIPS & TRICKS | P. 26 |



Discover our choice of flooring and matching accessories for your home

| | |
|---------------------|-------|
| COLLECTION OVERVIEW | P. 34 |
| CIRO | P. 36 |
| BLOOM | P. 44 |
| BLOS | P. 62 |
| ILLUME | P. 74 |
| ORO | P. 84 |
| ACCESSORIES | P. 94 |

Why choose rigid vinyl flooring?

Looking for a renovation-friendly floor? Then rigid vinyl flooring is the solution for you. Installing a rigid vinyl floor on an existing surface is a breeze. It can be laid over existing floors, including uneven surfaces. So no need to spend time removing old flooring. But not every rigid vinyl floor is the same. That's where Alpha Vinyl comes in.



AVMPU40318

What makes Alpha Vinyl so unique?

When you're living your best life, you want a floor that can withstand anything. Alpha Vinyl is expertly designed and produced by our team in Belgium, so you don't have to compromise on design or performance. Combining robust practical features with exquisite surface detailing, you'll have worry-free, high-performing, beautiful floors. What could be better?

Discover our three distinct features that will make you fall in love with Alpha Vinyl, your best choice for flooring.

1. UNRIVALLED BEAUTY

Looking at our Alpha Vinyl floors, you will struggle to believe it's not real wood or stone. Using our revolutionary technology our floors have a hyper-natural surface design, recreating a feeling of nature in your home. From walking in woodland to picking flowers in a forest, nature gives us the respite we need from our busy lives and inspires us when creating our designs.



4

2. WONDERFULLY SILENT

After a busy day you deserve to come home to peace and quiet. From kids running around, to clatters from mishaps in the kitchen, there's usually some sort of noise going on. Alpha Vinyl helps you to switch off. Our sound-reducing floors will give you the perfect sanctuary to unwind. Sound good?



AVMPU40318

3. INNOVATIVE WATERTIGHT TECHNOLOGY

In a home full of life, there's bound to be accidents but thanks to our watertight click-system, you can cope with spills. Water can't seep through the joints so your subfloor will stay completely dry. Our technology prevents dirt and damage to your subfloor that leads to an unhealthy indoor environment.



5



AVMPU40318



Unrivalled beauty

Our revolutionary surface technology gives the most natural looking vinyl to date. Taking inspiration from nature, our Belgian floor designers are committed to searching for the perfect original piece of wood or stone to base their designs on. Not only will your floors look right on-trend but they're hard to tell apart from the real thing.



AVMPU40318

Extra matt surface

At home everyone should feel free to be themselves, from children playing and running around, fun at family get-togethers, to pets doing what they do. Our top-performing lacquer creates a beautiful matt effect. What's more, our flooring comes with excellent stain and scratch resistance. So you don't need to compromise on performance or beauty.



AVMPU40318



Designs to inspire

We know you want to make your home look good so Alpha Vinyl's new collections are sure to inspire. Whether you like natural-looking wooden planks, bold tiles in playful colours or a carpet look, our Alpha Vinyl collection has the perfect floor for you.



True-to-nature design



The natural knots, woodgrain and stone indentations in your Alpha Vinyl floor are so authentic you'll have to look twice. Thanks to revolutionary technology, Alpha Vinyl has an authentic depth structure which makes its surface hyper-natural. Allowing all the performance you'd expect from vinyl together with our superior, detailed design.



Brilliantly quiet

Alpha Vinyl's unique soft layer (A) minimises everyday sounds like children running around and heels clacking on the way out to work.

Our attached underlay (B) is able to reduce impact noise to neighbouring rooms by up to 21 decibels, making the floor even quieter. And for those that live in an apartment, this means not disturbing the neighbours below when inviting guests around.



Wonderfully silent

With better soundproofing than traditional flooring, Alpha Vinyl is the ideal flooring for a home full of life. Engineered with multiple layers, you'll have the quiet and calm you deserve, away from the hustle and bustle of daily life.

Next to that, the innovative attached underlay will also reduce the sound towards neighbouring rooms. Sound good?



There's more!

Not only does the underlay reduce sound, but thanks to our unique production process, the attached underlay fits seamlessly to the planks or tiles, so you don't have to worry about gaps. This ensures a perfectly supported click-system and improved sound dampening.

And did you know, our floors remain internally recyclable even with the attached underlay? So you can feel good about choosing flooring that commits to fully re-integrate production waste. See page 12-13 for more information on our commitment to sustainability.



AVMPU40318



AVMPU40318

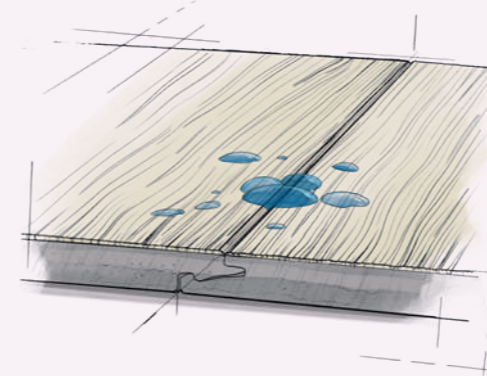
Innovative watertight technology

Spilled water on your floor? You don't need to worry about raised edges or swollen planks. All of Alpha Vinyl's components are 100% waterproof. Make your dreams a reality in your favourite rooms – even in challenging areas like the bathroom, kitchen, and hallway!




10

On top of that, our watertight Hydroseal technology, in combination with the Uniclic or Unizip system, fully closes the joints between your planks and tiles. This makes the floor surface entirely watertight and prevents dirt and bacteria from settling in the subfloor. Our engineered click-systems are designed for maximum ease of installation, it's simply click and go! To guarantee a super strong, watertight connection with speedy, user-friendly installation, our Uniclic and Unizip click-systems with interlocking tongue and groove offer the best technical performance on the market.



/// QUICK-STEP

Our Hydroseal technology, in combination with the Uniclic or Unizip system, fully closes the joints. Making the floor surface entirely watertight, and preventing dirt and water seeping through the joints, avoiding damage to your subfloor.



COMPETITION

Weaker click-systems and no Hydroseal technology mean water and spills can get through the joints. This leads to dirt and damage to the subfloor.



Unizip

Creating a herringbone pattern? Ordinarily, you'd need two different types of planks, A and B, which would mean slower and trickier installation. Not with Alpha Vinyl. Our herringbone floor has one ingenious type of plank that clicks on both sides, thanks to the Unizip system. You'll have a beautiful new herringbone floor in no time!



11

AVHBU40360

Sustainability at the heart of your home



We all love natural beauty. The only way to continue to enjoy the beautiful things our planet has to offer is to treat it with respect. That's why our flooring products not only look good, but are as hard-wearing and sustainable as possible. Together, we can reduce our ecological footprint, from the production of your flooring to the end of its life.

Clean indoor air

Most of your life takes place indoors, which is why the air quality in your home is so vitally important. Many factors have an effect on it: ventilation, candles, cleaning agents, and even the materials used in your interior, such as the flooring. That is why we minimise our emissions of harmful substances and have reduced them **lower than the European standard**. What's more, you don't

need any aggressive cleaning products to keep your vinyl flooring clean. All you need is lukewarm water and, if necessary, some Quick-Step Floor cleaner product.

The following labels demonstrate that your flooring complies with the strictest environmental and health standards:



The highest guarantee for the air quality in your home.



International building classification programme for low-emission products.



The proof that our flooring products do not release toxic substances and are odourless.



This SCS label shows that your flooring meets low-emission product requirements.

Consciously selected materials

We manufacture your vinyl flooring in Belgium, in the heart of Europe. The raw materials come mainly from neighbouring countries. Vinyl flooring can contain up to 40% **chalk**, a material that is and will remain available in abundance. Another quarter of our vinyl is made from **recycled PVC** from our own production waste. Only one quarter is made from what is known as **'virgin' or new PVC**. The remaining ingredients – primarily **additives** – do not contain any harmful substances. The plasticizers we use to make your flooring flexible are the same as those used in children's toys and food packaging and are, therefore, **100% ortho-phthalate-free**.

Green production

We take every opportunity to make our production processes greener. For this reason, we joined the **European Energy Efficiency Programme**, which aims to implement as many energy-saving measures as possible and monitors all efforts from day to day. Furthermore, 70% of the heat we use in our production unit is generated from wood residues and dust from our nearby lamination site. This helps us to save 25,000 tonnes of fossil CO2 emissions per year.

Circular ecosystem

We recycle 99% of our own industrial waste through our internal production process. This means we do not burn or dump materials unnecessarily, and we create our own circular ecosystem.



Scan the QR code to find out more about our commitment to sustainability.


On top of the trends

SOFT TRANQUILLITY

AUTHENTIC NATURE

DARK WABI-SABI

You're all about style. We get that. That's why we continuously add new floors to our collection, following the latest trends in colours and patterns for our designs. For our Alpha Vinyl collection, we took inspiration from three trends that bring peace and tranquillity back to your home.





AVMPU40236



BLOOM
AVMPU40236

SOFT TRANQUILLITY

Home. It's where you take a break, unwind, and retreat from the hectic outside world. Creating a harmonious setting to come home to isn't difficult at all. Light, neutral colours and tactile, hand-made materials are great ways to achieve tranquillity. A combination of soft textures and colours allows you to recharge and face the next day with renewed energy.

Soft tranquillity also concerns the minimalism found in Japandi, a stylish trend combining Japanese and Scandinavian interior design. Natural materials such as light oak with little knots and subtle colour contrast inspire the calm of nature. A beautiful example is our Botanical beige oak. Quiet, light neutrals like whites, simple but stylish light greys and natural elements combine well. Or try our Blos collection in light colours and go for that premium touch.

The only rule? Embrace simple, but avoid boring. Don't hesitate to go for a detailed but soft brushed surface. Alternatively, pick a warmer, sandy tone with a touch of pink, like the tones featured in our Coral stone tile.

Other floors to inspire you



AVSTU40232



AVSPU40277






BLOOM

AVMPU40199

AUTHENTIC NATURE

Long walks in the forest, gardening, staycations at home among the local flora and fauna... Connecting with nature has never been more important than it is today. Bring some of that natural harmony into your home by incorporating brown tones in your interior. Where black invites contrast, brown supports other colours and helps them shine. Adding touches of green and brown, like our Autumn oak chocolate or Cinnamon stone floors, will create a cosy yet luxurious atmosphere in your home.

Surrounding yourself with nature also means accepting the beauty of imperfection. No lines in nature are straight, and every tiny element is unique. You can find a lot of that authenticity in our floors – take, for example, the small splits, cracks and beautiful knots of our Botanical smoked oak. Ready to fill your cocoon with natural elements?




Other floors
to inspire you



AVMPU40238



AVSTU40233





AVSPU40279



BLOS
AVSPU40279

DARK WABI-SABI

The ancient Japanese aesthetic movement of wabi-sabi teaches us to see beauty in imperfection. Wabi-sabi revolves around asymmetry, geometric forms, robust unfinished materials and sleek shapes: a unique combination for any interior. Colourwise, upgrade your favourite rooms with earthy tones and vibrant greens. Another important facet of this movement is the focus on objects that add character or tell a story. Finally, rough materials like concrete, stone and wood can really make your rooms stand out.

Combining wabi-sabi and darker colours turns your home into a warm, luxurious place. Rough concrete surfaces, such as our Volcanic stone tile, add a touch of imperfection, inspiring balance, peace and tranquillity. Black and dark blue add a touch of mystery and exclusiveness. Not ready to go completely dark? Easily contrast dark elements with white or lighter-coloured surfaces and objects.


Other floors to inspire you



AVMPU40202



AVSTU40231



Visualise your choice of flooring in your own interior with our RoomViewer

Having doubts about which Quick-Step floor suits your interior best? No problem! Thanks to the online RoomViewer, you can preview any floor in your own interior to help you make the right choice.



SCAN THE QR CODE TO ACCESS THE ROOMVIEWER



Explore our inspiration gallery

Want to see more exciting flooring ideas? Head to our inspiration gallery.

In which direction should

Guided by the light

The direction of your floor has a huge impact on a room's overall appearance and can be a tough nut to crack. As a general rule, lay your floor in the same direction as the main light source in a room and in the same line as the most frequently used entrance. If there are several doors and windows, then opt for the direction that's the easiest to install.



In narrow rooms

Installing your floor in a narrow room? Why not lay it horizontally! Planks laid width wise will make the surface appear wider, avoiding a boxed-in effect. To enhance this even further, avoid dark colours for your floor or walls, as these will make a narrow room look even narrower.



I install my floor?

In short rooms

If you're laying your floor in a short room, you'll want to add a sense of depth. Make the room look longer by installing your floor lengthwise. Want to increase the effect of lengthwise installation? Make sure to combine a light-coloured floor with darker walls: this will add even more depth to your room.



WORRY-FREE INSTALLATION

Found your dream floor? Our Uniclic and Unizip systems ensure a quick and easy installation, even when fitting in tight corners and under radiators. On top of that, all Quick-Step floors can be installed over traditional underfloor heating, and even on stairs! In addition, we offer all the accessories you need to install and finish your floor.



Check out our installation tips and videos at [quickstep.com](https://www.quickstep.com)



Does size matter?

UNDOUBTEDLY YES!



ILLUME

AVMTU40274

A simple rule to follow is to use large format flooring for large rooms, which emphasises the spacious ambience. For small or irregular shaped rooms, a smaller format will better match the proportions of the room.

The icing on the cake

Matching skirtings

Go for a great look with Quick-Step's colour-matched skirtings for your floor.

PERFECTLY MATCHING COLOURS

Our skirtings flawlessly match the colour of every floor.

SCRATCH-RESISTANT TOP LAYER

Your skirtings are protected against the daily wear and tear.

QUICK-STEP WARRANTY

Skirtings come with the same warranty as your floor.



Paintable skirtings

Grab a can and paint your skirtings in a colour that suits your style, or simply leave them white. Do your skirtings need to withstand damp conditions, or do you want to be able to clean them with water? Make sure to choose waterproof skirtings.





Go for the perfect finish with Stair Covers

Thinking of giving your stairs a makeover? Alpha Vinyl is ideal for staircases. With our durable Vinyl Stair Covers, you'll get the job done in no time. They can also be matched to the design of your floor. They're scratch and wear resistant, watertight, simple to clean and easily installed. Without a doubt, the most efficient way to renovate. Vinyl Stair Covers are available only with our Bloom, Blos and Ciro collections.

Beauty comes in many sizes



| PLANKS | | DIMENSIONS | UNDERLAY | BOX | BEVELS | CLASS | INSTALLATION | WARRANTY | DISCOVER THE COLLECTION |
|--------|--------|---------------------|---|----------------------------------|--------|----------|---------------------|-------------------------|-------------------------|
| | CIRO | 630 x 126 x 5+1 mm | comes with underlay attached**, so no separate underlay should be installed | 10 planks = 0.794 m ² | | CLASS 33 | PATENTED TECHNOLOGY | ✓ LIFETIME DOMESTIC USE | p. 36 |
| | BLOOM | 1494 x 209 x 5+1 mm | comes with underlay attached**, so no separate underlay should be installed | 6 planks = 1.873 m ² | | CLASS 33 | PATENTED TECHNOLOGY | ✓ LIFETIME DOMESTIC USE | p. 44 |
| | BLOS | 1251 x 189 x 4+1 mm | comes with underlay attached**, so no separate underlay should be installed | 9 planks = 2.128 m ² | | CLASS 33 | PATENTED TECHNOLOGY | ✓ LIFETIME DOMESTIC USE | p. 62 |
| TILES | | DIMENSIONS | UNDERLAY | BOX | BEVELS | CLASS | INSTALLATION | WARRANTY | DISCOVER THE COLLECTION |
| | ILLUME | 856 x 428 x 5+1 mm | comes with underlay attached**, so no separate underlay should be installed | 6 tiles = 2.198 m ² | | CLASS 33 | PATENTED TECHNOLOGY | ✓ LIFETIME DOMESTIC USE | p. 74 |
| | ORO | 610 x 303 x 4+1 mm | comes with underlay attached**, so no separate underlay should be installed | 10 tiles = 1.848 m ² | | CLASS 33 | PATENTED TECHNOLOGY | ✓ LIFETIME DOMESTIC USE | p. 84 |

* Tested according to ISO CD 4760 (no leakage)

** Our Blos base and Oro base collections are available without underlay attached. Combine them with one of our separate underlay choices. For more information, see page 94.



GENUINE BEVEL

The bevel fits the character of the floor perfectly. The colour, design and structure of the plank are visible throughout the bevel.

CLASS 33: for commercial use.

Extra wear-resistant floors for areas with intensive usage.

WARRANTY CONDITIONS

[quickstep.com](https://www.quickstep.com)



CIRO



Our Ciro herringbone flooring collection features a warm, natural colour palette of sun-kissed wood designs. It's a great choice for those looking to add a touch of luxury and elegance to their home.

- ✓ LIFETIME WARRANTY DOMESTIC USE
- ✓ MADE IN BELGIUM



CIRO (AVHBU) - COMES WITH UNDERLAY ATTACHED

630 x 126 x 5+1 mm

Box: 10 planks = 0.794 m² = 6.755 kg

Pallet: 108 boxes = 85.726 m² = 729.540 kg* = 646 x 1644 x 567 mm



CLASS 33

* Weight excluding pallet

Pure oak polar
AVHBU40361
 SEE THIS FLOOR ON PAGE 40
 MIX & MATCH
 BLOOM AVMPU40098



Pure oak blush
AVHBU40359
 SEE THIS FLOOR ON PAGE 40
 MIX & MATCH
 BLOOM AVMPU40097



Botanic beige
AVHBU40362
 SEE THIS FLOOR ON PAGE 41
 MIX & MATCH
 BLOOM AVMPU40236



Pure oak honey
AVHBU40360
 SEE THIS FLOOR ON PAGE 42
 MIX & MATCH
 BLOOM AVMPU40098



Botanic smoked oak
AVHBU40363
 SEE THIS FLOOR ON PAGE 42
 MIX & MATCH
 BLOOM AVMPU40238



Botanic caramel oak
AVHBU40364
 SEE THIS FLOOR ON PAGE 43
 MIX & MATCH
 BLOOM AVMPU40315

Get creative with pattern

Creating a herringbone pattern? Ordinarily, you'd need two different types of planks, A and B, which would mean slower and trickier installation. Not with Alpha Vinyl. Our herringbone floor has one ingenious type of plank that clicks on both sides, thanks to the Unizip system. You'll have a beautiful new herringbone floor in no time!



AVHBU40360



Mix & match


Not sure whether to choose a herringbone or traditional plank design? Why not use both? Design vibrant rooms by mixing and matching our Bloom collection with our new Ciro collection. Create fun combinations for rooms that will look simply amazing.

CIRO

AVHBU40362

BLOOM

AVMPU40236



AVHBU40361


AVHBU40359



Visualise your choice of flooring in your own interior



SCAN THE QR CODE TO ACCESS THE ROOMVIEWER



AVHBU40360

AVHBU40363

AVHBU40364



AVMPU40080

BLOOM



For highly natural, on-trend designs, Bloom has a range of beautiful authentic colours. Evoking feelings of growth, renewal and beauty, our fresh and contemporary designs ensure every space in your home is natural and inviting.

- ✓ LIFETIME WARRANTY DOMESTIC USE
- ✓ MADE IN BELGIUM



BLOOM (AVMPU) - COMES WITH UNDERLAY ATTACHED

1494 x 209 x 5+1 mm

Box: 6 planks = 1.873 m² = 15.500 kg

Pallet: 52 boxes = 97.396 m² = 806.000 kg* = 1510 x 896 x 494 mm



CLASS 33

* Weight excluding pallet

Snow pine
AVMPU40204
SEE THIS FLOOR ON PAGE 48




Cotton oak white blush
AVMPU40200
SEE THIS FLOOR ON PAGE 49



Sea breeze oak light
AVMPU40079
SEE THIS FLOOR ON PAGE 49



Pure oak polar
AVMPU40099
SEE THIS FLOOR ON PAGE 50
 **MIX & MATCH**
CIRO AVHBU40361




Sea breeze oak beige
AVMPU40080
SEE THIS FLOOR ON PAGE 51



Brushed oak beige
AVMPU40319
SEE THIS FLOOR ON PAGE 51




Botanic beige
AVMPU40236
SEE THIS FLOOR ON PAGE 52
 **MIX & MATCH**
CIRO AVHBU40362



Cotton oak beige
AVMPU40103
SEE THIS FLOOR ON PAGE 53



Pure oak blush
AVMPU40097
SEE THIS FLOOR ON PAGE 53
 **MIX & MATCH**
CIRO AVHBU40359



Elegant oak natural
AVMPU40316
SEE THIS FLOOR ON PAGE 54




Brushed oak honey
AVMPU40318
SEE THIS FLOOR ON PAGE 54



Autumn oak honey
AVMPU40088
SEE THIS FLOOR ON PAGE 55




Cotton oak deep natural
AVMPU40203
SEE THIS FLOOR ON PAGE 55

Pure oak honey
AVMPU40098
SEE THIS FLOOR ON PAGE 56
 **MIX & MATCH**
CIRO AVHBU40360




Cotton oak natural
AVMPU40104
SEE THIS FLOOR ON PAGE 56



Botanic smoked oak
AVMPU40238
SEE THIS FLOOR ON PAGE 57
 **MIX & MATCH**
CIRO AVHBU40363



Botanic caramel oak
AVMPU40315
SEE THIS FLOOR ON PAGE 57
 **MIX & MATCH**
CIRO AVHBU40364



Cotton oak cold grey
AVMPU40201
SEE THIS FLOOR ON PAGE 58



Botanic grey
AVMPU40237
SEE THIS FLOOR ON PAGE 58



Cotton oak cozy grey
AVMPU40202
SEE THIS FLOOR ON PAGE 59



Morning mist pine
AVMPU40074
SEE THIS FLOOR ON PAGE 59



Sundown pine
AVMPU40075
SEE THIS FLOOR ON PAGE 60



Elegant oak fumed
AVMPU40317
SEE THIS FLOOR ON PAGE 60



Autumn oak brown
AVMPU40090
SEE THIS FLOOR ON PAGE 61



Autumn oak chocolate
AVMPU40199
SEE THIS FLOOR ON PAGE 61



Visualise your choice of flooring in your own interior



SCAN THE QR CODE TO ACCESS THE ROOMVIEWER



AVMPU40204



AVMPU40200



AVMPU40079



AVMPU40099



AVMPU40080



AVMPU40319

Mix & match

Not sure whether to choose tiles or planks? Why not combine them? Create vibrant rooms by mixing and matching vinyl planks and tiles. Time to start creating some fun combinations. They will make your rooms look amazing.

BLOOM

AVMPU40236

ILLUME

AVMTU40273



AVMPU40103

AVMPU40097

Visualise your choice of flooring in your own interior



SCAN THE QR CODE TO ACCESS THE ROOMVIEWER




AVMPU40316

AVMPU40318

AVMPU40088

AVMPU40203





AVMPU40098

AVMPU40104

AVMPU40238

AVMPU40315



AVMPU40201

AVMPU40237

AVMPU40202

AVMPU40074



AVMPU40075

AVMPU40317

AVMPU40090

AVMPU40199



AVSPU40322

BLOS



For strong flooring design with trusted performance, Blos is the ideal choice. The Blos flooring collection perfectly captures the essence of spring and daydreams of blossoming nature. Discover our serene, attractive designs for inspirational flooring ideas.

- ✓ LIFETIME WARRANTY DOMESTIC USE
- ✓ MADE IN BELGIUM



BLOS (AVSPU) - COMES WITH UNDERLAY ATTACHED 

1251 x 189 x 4+1 mm

Box: 9 planks = 2.128 m² = 14.152 kg

Pallet: 44 boxes = 93.632 m² = 622.688 kg* = 1270 x 808 x 727 mm



CLASS 33

BLOS BASE (AVSPT) - COMBINE WITH ONE OF OUR SEPARATE UNDERLAY PRODUCTS 

1251 x 189 x 4 mm

Box: 12 planks = 2.837 m² = 18.606 kg

Pallet: 44 boxes = 124.828 m² = 818.664 kg* = 1270 x 808 x 754 mm



CLASS 33

* Weight excluding pallet

BLOS (AVSPU)

BLOS BASE (AVSPT)

Canyon oak beige
AVSPU40038
AVSPT40038
SEE THIS FLOOR ON PAGE 66



Chia oak
AVSPU40280
AVSPT40280
SEE THIS FLOOR ON PAGE 67



Drift oak beige
AVSPU40018
AVSPT40018
SEE THIS FLOOR ON PAGE 70

Gingerbread oak
AVSPU40278
AVSPT40278
SEE THIS FLOOR ON PAGE 71

Canyon oak grey with saw cuts
AVSPU40030
AVSPT40030
SEE THIS FLOOR ON PAGE 68



Coast oak honey
AVSPU40320
AVSPT40320
SEE THIS FLOOR ON PAGE 71

Coast oak sand
AVSPU40322
AVSPT40322
SEE THIS FLOOR ON PAGE 68



Canyon oak natural
AVSPU40039
AVSPT40039
SEE THIS FLOOR ON PAGE 72

Buttermilk oak
AVSPU40277
AVSPT40277
SEE THIS FLOOR ON PAGE 69




Cottage oak natural
AVSPU40025
AVSPT40025
SEE THIS FLOOR ON PAGE 72

Coast oak beige
AVSPU40321
AVSPT40321
SEE THIS FLOOR ON PAGE 70



Vintage chestnut natural
AVSPU40029
AVSPT40029
SEE THIS FLOOR ON PAGE 73

Cocoa oak
AVSPU40279
AVSPT40279
SEE THIS FLOOR ON PAGE 73



AVSPU40320

Visualise your choice of flooring in your own interior



SCAN THE QR CODE TO ACCESS THE ROOMVIEWER






AVSPU40030
AVSPT40030



AVSPU40322
AVSPT40322



AVSPU40277
AVSPT40277



AVSPU40321
AVSPT40321

AVSPU40018
AVSPT40018

AVSPU40278
AVSPT40278

AVSPU40320
AVSPT40320



AVSPU40039
AVSPT40039

AVSPU40025
AVSPT40025

AVSPU40029
AVSPT40029

AVSPU40279
AVSPT40279



AVMTU40333

ILLUME



Explore Illume. Surprising designs and daring colours with a sophisticated, rich structure. This collection lights up your interior, whether it's with soft carpet stroke effect designs, polished concrete looks or even with subtle terrazzo concrete designs that incorporate stones and shells. Perfect if you'd like to add some radiance and illumination to your home.

- ✓ LIFETIME WARRANTY DOMESTIC USE
- ✓ MADE IN BELGIUM



ILLUME (AVMTU) - COMES WITH UNDERLAY ATTACHED 

856 x 428 x 5+1 mm

Box: 6 tiles = 2.198 m² = 19.050 kg

Pallet: 48 boxes = 105.516 m² = 914.400 kg* = 2625 x 440 x 512 mm



CLASS 33

* Weight excluding pallet

Sandstone concrete
AVMTU40274
SEE THIS FLOOR ON PAGE 78




Cloudy concrete
AVMTU40273
SEE THIS FLOOR ON PAGE 78




Pebble concrete
AVMTU40276
SEE THIS FLOOR ON PAGE 79



Oyster concrete
AVMTU40275
SEE THIS FLOOR ON PAGE 80



Soft blush
AVMTU40333
SEE THIS FLOOR ON PAGE 81



Soft sage
AVMTU40334
SEE THIS FLOOR ON PAGE 82



Soft sky
AVMTU40325
SEE THIS FLOOR ON PAGE 83



Soft graphite
AVMTU40326
SEE THIS FLOOR ON PAGE 83



AVMTU40275



AVMTU40274

AVMTU40273

AVMTU40276

Visualise your choice of flooring in your own interior



SCAN THE QR CODE TO ACCESS THE ROOMVIEWER





AVMTU40334



AVMTU40325



AVMTU40326



AVSTU40232

ORO



Oro means gold, apt for the richness in style when choosing this design. Oro is an ideal choice for those looking to add a touch of elegance to their home. Offering a range of shades, from light to dark hues, there's a perfect match for any interior design style, all with Alpha Vinyl's trusted performance.

- ✓ LIFETIME WARRANTY DOMESTIC USE
- ✓ MADE IN BELGIUM



ORO (AVSTU) - COMES WITH UNDERLAY ATTACHED 

610 x 303 x 4+1 mm

Box: 10 tiles = 1.848 m² = 12.335 kg

Pallet: 48 boxes = 88.704 m² = 592.080 kg* = 628 x 1280 x 852 mm



CLASS 33

ORO BASE (AVSTT) - COMBINE WITH ONE OF OUR SEPARATE UNDERLAY PRODUCTS 

610 x 303 x 4 mm

Box: 15 tiles = 2.772 m² = 18.188 kg

Pallet: 40 boxes = 110.88 m² = 725.400 kg* = 620 x 1280 x 815 mm



CLASS 33

* Weight excluding pallet

ORO (AVSTU) ORO BASE (AVSTT)


Marble Carrara white
AVSTU40136
AVSTT40136
SEE THIS FLOOR ON PAGE 88



Coral rock
AVSTU40232
AVSTT40232
SEE THIS FLOOR ON PAGE 89



Concrete rock
AVSTU40234
AVSTT40234
SEE THIS FLOOR ON PAGE 90



Oxidized rock
AVSTU40235
AVSTT40235
SEE THIS FLOOR ON PAGE 91



Cinnamon rock
AVSTU40233
AVSTT40233
SEE THIS FLOOR ON PAGE 91



Volcanic rock
AVSTU40231
AVSTT40231
SEE THIS FLOOR ON PAGE 92



Black slate
AVSTU40035
AVSTT40035
SEE THIS FLOOR ON PAGE 93





AVSTU40234

Visualise your choice of flooring in your own interior



SCAN THE QR CODE TO ACCESS THE ROOMVIEWER



AVSTU40136
AVSTT40136

AVSTU40232
AVSTT40232



AVSTU40234
AVSTT40234



AVSTU40235
AVSTT40235



AVSTU40233
AVSTT40233



AVSTU40231
AVSTT40231



AVSTU40035
AVSTT40035

ACCESSORIES


DISCOVER OUR FULL RANGE OF ACCESSORIES



INSTALLATION


UNDERLAYS

Our separate underlays can be used only in combination with Blos base and Oro base floors (other collections come with underlay attached). Besides creating a level foundation, our underlays provide excellent acoustic insulation. On top of that, our underlays are compatible with traditional underfloor heating or cooling systems. Combine Blos base and Oro base with one of the underlay types below, choosing according to your specific needs.




Comfort
QSVUDLCOMFORT15
Thickness: 1.15 mm - Roll: 15 m²

This all-round underlay helps you level the existing subfloor. Comfort suits any room and is a sustainable choice because it's made of recycled PET flakes. Suitable with underfloor heating and cooling.




Heat
QSVUDLHEAT10
Thickness: 1.55 mm - Roll: 10 m²

The recommended underlay for rooms that get lots of direct sunlight, and rooms with underfloor heating or cooling. Our Heat underlay also offers the best in-room noise reduction. Moreover, it guarantees the best lifetime performance for your floor: over time it keeps performing at its best in terms of acoustics and support.




Transit
QSVUDLTRANSIT15
Thickness: 1.20 mm - Roll: 15 m²

Offering the best noise reduction toward neighbouring rooms, this underlay is ideal for first floors and apartments. Transit is a sustainable choice because it's mainly made of recycled PET flakes. Suitable with underfloor heating and cooling.

 Our Heat underlay is composed of sustainable raw materials, including plant-based oils and mineral components such as chalk. The Comfort and Transit underlays are made from recycled PET flakes.

INSTALLATION TOOLS



Installation set
QSTOOLA

Set with a tapping block to easily click planks together, a cramp iron for hard-to-reach places and spacers to provide perfect expansion joints (8 mm) between walls and floor.



Vinyl installation tool
QSVTOOL

Cramp iron to easily cut planks to size and get to hard-to-reach places.



Vinyl knife
QSVKNIFEB / NEVKNIFEREFILL40
Incl. 5 blades

Knife for precise and stable cutting, including curves and shapes. A refill pack contains 40 blades.

FINISHING

COLOUR-MATCHED SKIRTINGS

Why choose Quick-Step colour-matched skirtings and profiles?

PERFECTLY MATCHING COLOURS
Our skirtings and profiles flawlessly match the colour of every floor.


SCRATCH-RESISTANT TOP LAYER
Skirtings and profiles are protected against everyday wear and tear.

QUICK-STEP WARRANTY
Skirtings come with the same warranty as your floor.



Scotia
QSVSCOT(-)
2400 x 17 x 17 mm

A discrete finish that matches the colour of your floor. Easy to install with One4All Glue. Use the Foamstrip and Hydrokit to obtain a watertight finish. Also available in a white, paintable version (QSSCOTPAINT).



Standard skirting
QSVSK(-)
2400 x 12 x 58 mm

Standard skirtings that match the colour of your floor. Use the included plugs to connect skirtings, even in corners. The included plugs are available separately too (NEPLUG). Easy to install with One4All Glue. Use the Foamstrip and Hydrokit to obtain a watertight finish. Also available in a white, paintable version (QSSKPAINT).

PAINTABLE SKIRTINGS



Paintable scotia
QSSCOTPAINT
2400 x 17 x 17 mm

Paintable scotia that can be left white as well. Easy to install with One4All Glue. Not suitable for damp rooms - check out our range of waterproof skirtings.



Paintable standard skirting
QSSKPAINT
2400 x 12 x 58 mm

Paintable skirting that can be left white as well. Use the included plugs to connect skirtings, even in corners. The included plugs are available separately too (NEPLUG). Easy to install with One4All Glue. Not suitable for damp rooms - check out our range of waterproof skirtings.




Paintable parquet skirting
QSPSKRPAINT
2400 x 14 x 77 mm

Paintable skirting with space to hide cables. Use NEPLUG plugs (not included) to connect skirtings, even in corners. Easy to install with One4All Glue or Track. Not suitable for damp rooms - check out our range of waterproof skirtings.



Paintable cover skirting
QSISKRCOVER
2400 x 16 x 129 mm



Paintable ovolo skirting
QSISKRWHITE
2400 x 16 x 160 mm



Paintable ogee skirting
QSISKROGEE
2400 x 16 x 160 mm



Paintable small skirting
QSPSKR4PAINT
2400 x 14 x 40 mm

Paintable skirting to put over an existing one - ideal for renovations. Adjustable to 4 heights between 68 and 129 mm. Can be left white as well. Easy to install with One4All Glue. Not suitable for damp rooms - check out our range of waterproof skirtings.



Paintable skirting that can be used in two shapes for more decorative freedom. Adjustable to 5 heights between 25 and 134 mm - use the supplied Incizo knife. Can be left white as well. Easy to install with One4All Glue. Not suitable for damp rooms - check out our range of waterproof skirtings.



SHAPE 1



SHAPE 2

Paintable skirting that can be used in two shapes to add a specific character to your interior. Adjustable to 4 heights between 20 and 140 mm - use the supplied Incizo knife. Can be left white as well. Easy to install with One4All Glue. Not suitable for damp rooms - check out our range of waterproof skirtings.



SHAPE 1



SHAPE 2

Paintable skirting that can be left white as well. Also available in a flexible version (QSFLEXSKR) to finish your entire space in the same style. Easy to install with One4All Glue. Not suitable for damp rooms - check out our range of waterproof skirtings.

WATERPROOF PAINTABLE SKIRTINGS



Paintable waterproof scotia
QSHSCOT19PAINT
2400 x 19 x 19 mm

Paintable, 100%-recyclable polystyrene scotia that can be left white as well. Use the Foamstrip and Hydrokit for a watertight finish in damp rooms. Easy to install with One4All Glue.



Paintable waterproof skirting - small
QSHSK38PAINT
2400 x 13 x 38 mm

Small, paintable, 100%-recyclable polystyrene skirting that can be left white as well. Use the Foamstrip and Hydrokit for a watertight finish in damp rooms. Easy to install with One4All Glue.



Paintable waterproof skirting - medium
QSHSK58PAINT
2400 x 13 x 58 mm

Medium, paintable, 100%-recyclable polystyrene skirting that can be left white as well. Use the Foamstrip and Hydrokit for a watertight finish in damp rooms. Easy to install with One4All Glue.



Paintable waterproof skirting - large
QSHSK80PAINT
2400 x 15 x 80 mm

Large, paintable, 100%-recyclable polystyrene skirting that can be left white as well. Use the Foamstrip and Hydrokit for a watertight finish in damp rooms. Easy to install with One4All Glue.



Paintable waterproof flexible skirting
QSFLEXSKR
14 x 40 mm


Flexible, paintable skirting made of foamed PVC that can be cut to your desired length. Ideal to finish pillars or curved walls. Use the Foamstrip and Hydrokit for a watertight finish in damp rooms. Easy to install with contact glue.

INSTALLATION TOOLS FOR SKIRTINGS



One4All Glue
QSGLU290
290 ml

Multi-purpose glue that ensures adhesion on all materials and substrates. Average usage: 1 tube for 15 m of skirtings.



Plugs
NEPLUG

Connection pieces for standard skirting and parquet skirting. One package contains 24 connections for inside and outside corners + 24 connections for straight stretches.

COLOUR-MATCHED PROFILES



Incizo profile
QSVINCP(-)
2000 x 45 x 8 mm

Multifunctional finishing tool to finish your floor and stairs in matching colours. Simply cut the Incizo basic profile to the desired shape with the supplied Incizo knife. Use the Foamstrip and Hydrokit for a watertight finish. Patent pending.
Contains 1 Incizo profile, 1 Incizo knife and 1 plastic rail.

APPLICATION 1
Connect two floors of different heights.




APPLICATION 2
Connect two floors of the same height.



APPLICATION 3
Finish your floor along walls or windows.
Cut in half to cover twice the distance with one profile.



APPLICATION 4
Create a nice transition between your Alpha Vinyl floor and other flooring types or finish along sliding windows.




Incizo profile / Incizo aluminium subprofile for stairs
QSVINCP(-) / NEVINCPBASE1
2000 x 45 x 8 mm /
2000 x 33 x 17 mm

The Incizo profile also allows you to finish your stairs and steps in the flooring design of your choice. For this application, you need the Incizo profile and an aluminium subprofile. Subprofile to be ordered separately.

APPLICATION 5
Finish your stairs and steps.



ALUMINIUM FINISHING PROFILES



silver

coffee


clay

champagne



Vinyl expansion profile
NEVEXPSILV / NEVEXPCOFF
NEVEXPCLAY / NEVEXPCHAM
2000 x 34 x 7 mm

To connect two floors of the same height. Available in silver, coffee, clay and champagne.




Vinyl adapter profile
NEVADPSILV / NEVADPCOFF
NEVADPCLAY / NEVADPCHAM
2000 x 38 x 7 mm

To connect two floors of a different height. Available in silver, coffee, clay and champagne.



Vinyl end profile
NEVENPSILV / NEVENPCOFF
NEVENPCLAY / NEVENPCHAM
2000 x 24 x 7 mm

To finish your floor along walls, windows or carpets. Available in silver, coffee, clay and champagne.



Multifunctional profile
QSPRSILV
1860 x 47 x 16 mm

To connect two floors of the same height or with a height difference of up to 12.3 mm. Available in silver.




STAIR COVERS



Vinyl Stair Cover - Bullnose
QSVSTRBMP(-)
 1474 x 136 x 54 mm
QSVSTRBSP(-)
 1231 x 116 x 54 mm

Durable vinyl tread cover with a bullnose stair nosing to cleanly finish your stairs. Since Stair Covers are made out of your floor's material, the colour matches 100%. Easy glued-down installation. Vinyl Stair Covers are available only with our Bloom, Blos and Ciro collections.



FINISHING TOOLS



Colour-matched kit
QSKIT(-)
 310 ml

This elastic, acrylic-based paste is the ideal solution to fill joints between skirtings and walls. Available in matching colours. Average usage: 1 tube for 15 m.




Pipe covers
QSRCINOX18 / QSRCINOX22
 2 pcs/pack

Stainless steel covers to nicely finish pipes and heating elements. Available in inside diameter sizes 18 and 22 mm. Do not glue the covers to the floor, but install them floating.

TOOLS FOR A WATERTIGHT FINISH

Give your floor a watertight finish using our Foamstrip and Hydrokit to get your water-resistance warranty. Follow the installation instructions and consult the warranty conditions for more details.



Foamstrip
NEVRFOAMSTRIP15
 15 m x 8 mm x 5 mm

Fill up expansion joints with the Foamstrip and combine with the Hydrokit for a watertight finish of your floor. Invisible installation under skirtings, profiles etc.



Hydrokit
QSKITTRANSP
 310 ml

Transparent silicone to combine with the Foamstrip for a watertight finish of your floor. Invisible installation under skirtings, profiles, etc. Average use: 1 tube for 15 m.

STEP 1 Install your Alpha Vinyl floor

Provide an 8 mm expansion joint between walls and floor.



STEP 3 Add Hydrokit

Apply the Hydrokit on top of the Foamstrip.



STEP 2 Add Foamstrip

Install a Foamstrip between the wall and your floor.



STEP 4 Install your colour- matched skirting

MAINTENANCE



Floor cleaner 2 L
QSCLEANECO2000
2 L

Specially developed for Quick-Step floors, our biodegradable Floor cleaner thoroughly cleanses your flooring and protects the surface, keeping it looking like new. What's more, it's a sustainable choice so you'll be doing your bit for the environment as well as protecting your vinyl floors.



Floor cleaner 1 L
QSCLEANECO1000
1 L

Specially developed for Quick-Step floors, our biodegradable Floor cleaner thoroughly cleanses your flooring and protects the surface, keeping it looking like new. What's more, it's a sustainable choice so you'll be doing your bit for the environment as well as protecting your vinyl floors.



Spot cleaner 250 ML
QSPOTCLEAN
250 ML

Our spot cleaner has been expertly developed for Quick-Step floors. Use our spot cleaner to remove even the most persistent stains such as permanent marker, paint or red wine, as well as kitchen spills, and more.



Cleaning kit
QSPRAYKIT

Mop holder with refillable water tank and handy lever to easily moisten and mop your floor. Also includes a washable microfibre mop and 1 L of Quick-Step Floor cleaner. A sustainable choice to clean your floor.



Cleaning mop
QSPRAYMOP

Microfibre mop washable up to 60 °C.
Compatible with the Quick-Step Cleaning kit.



Repair kit
QSREPAIR

Kit to easily repair light damage and renew the original colour of your floor. Find detailed instructions at quickstep.com.



AVMPU40099



quick-step.com

a brand of  UNILIN

Product images may differ from actual product. The availability of products, or the products themselves, may change at any time without notice. Content © 2024 - 2025 by Unilin BV, division Flooring. All rights reserved. The contents of this brochure may not be reproduced in whole or in part without prior written permission from the publisher.

023 082 02 - Z1 - EN

Coverphoto: AVHBU40359 - AVMPU40097

FOLLOW US ON



@quickstepfloors



@quickstepfloor

STEP BY STEP TOWARDS CIRCULARITY



CERTIFIED BY
SCS Global Services

QUICK·STEP®



VINYL FLEX

Most beautiful vinyl

Soft & silent

Waterproof



YOUR LIFESTYLE, YOUR FLOOR

Home. It's your cocoon of peace and refuge, as well as a space in which to live life to the fullest. Get inspired with Quick-Step. Take your pick from a selection of beautiful designs and discover stylish floors bursting with innovative technology that are designed to make your life easier.

Start exploring

| | |
|----------------------------------|-------|
| WHAT MAKES VINYL FLEX UNIQUE? | P. 4 |
| STEP BY STEP TOWARDS CIRCULARITY | P. 6 |
| TOOLS TO HELP YOU CHOOSE | P. 8 |
| MIX & MATCH | P. 10 |



Discover your new floor

| | |
|---------------------|-------|
| COLLECTION OVERVIEW | P. 14 |
| PRISTINE | P. 16 |
| FUSE | P. 20 |
| LIV | P. 24 |
| BLUSH | P. 28 |
| ACCESSORIES | P. 32 |

What makes Vinyl Flex unique?

Waterproof and noise reducing, Vinyl Flex is ideal for busy households. In addition to these practical benefits, you don't have to compromise on beauty as our collection is designed to play with colours and patterns on the floor. This allows you to enjoy endless style combinations!

Discover three distinct features that'll make you fall in love with Vinyl Flex.



SGMPC20321




SOFT & SILENT

Vinyl Flex gives you the ultimate comfort. Feel the warmth under your feet from the moment you wake up until you take off your shoes at the end of the day. Whatever the hour, our floors are a pleasure to walk on.

In a busy household, there's usually a lot going on, but our silent floors will transform your home into a sanctuary of cosiness and calm.



SGMPC20321



MOST BEAUTIFUL VINYL

Our in-house floor designers ensure every design is unique, with that natural feel you've been looking for, thanks to its distinctive surface structure. Create stunning spaces throughout the house combining traditional planks with our diverse range of tiles.

And don't worry about kids playing with their toys or pets running around, our extra-matt top layer keeps scratches and scuff marks at bay.



SGMPC20321



WATERPROOF

From water fights in the bathroom to failed cooking experiments, Vinyl Flex is ready to take on any adventure that causes a splash.

There's no need to worry about cleaning up everyday mess. You can easily give our floors a quick wipe with a damp mop and use our cleaning products. This so your floor will look as good as new for years to come.

Step by step towards circularity

Being as sustainable as possible is important to us. We want to create a circular system where our floors can be recycled and re-used as raw materials at the end of their lives instead of being thrown away. How are we doing this? We have set ourselves clear and ambitious scientific based targets for 2030, and we're always innovating to ensure we meet them.

Step by step, here's how we're improving the sustainability of our vinyl floors.



WANT TO KNOW MORE?
SCAN THE QR CODE
OR VISIT QUICKSTEP.COM

STEP 1

Made from consciously selected materials



A Quick-Step vinyl floor doesn't contain any harmful substances. The plasticisers we use to make your flooring flexible are the same as those used in children's toys and food packaging and are, therefore, 100% ortho-phthalate free and completely safe for you and your children.



STEP 2

Guaranteed for life

We guarantee floors for life. Because being sustainable means making products that will last as long as possible, making the most of natural resources. We ensure that our floors don't have to be thrown away after a few years: strong, waterproof and easy to maintain. A Quick-Step vinyl floor will look good and enhance your home for many years to come.

STEP 3

Recycling your vinyl floor



In 2023 we took the lead in recycling vinyl floors. We developed and set up Recover, an innovative take-back programme. Return your old vinyl floor to the retailer, and we will collect it, wash it, and grind it into small granules for re-use in new vinyl flooring. The project has already launched in The Netherlands and will get extended to other countries. We are also committed to find new homes for old vinyl floors, such as youth clubs and community centres.

By recycling and re-using our floors, we are taking an important step in closing the circle.



CERTIFIED BY SCS Global Services



*Information sur le niveau d'émission de substances volatiles dans l'air intérieur, présentant un risque de toxicité par inhalation, sur une échelle de classe allant de A+ (très faible émission) à C (forte émission).



Tools to help you choose

FloorExplorer

With so many flooring options to choose from, making the right decision can be a challenge. Let our FloorExplorer guide you through a selection of floors that match your personal needs and style in just a few steps. Give it a try!



SCAN THE QR CODE
TO ACCESS THE
FLOOREXPLORER

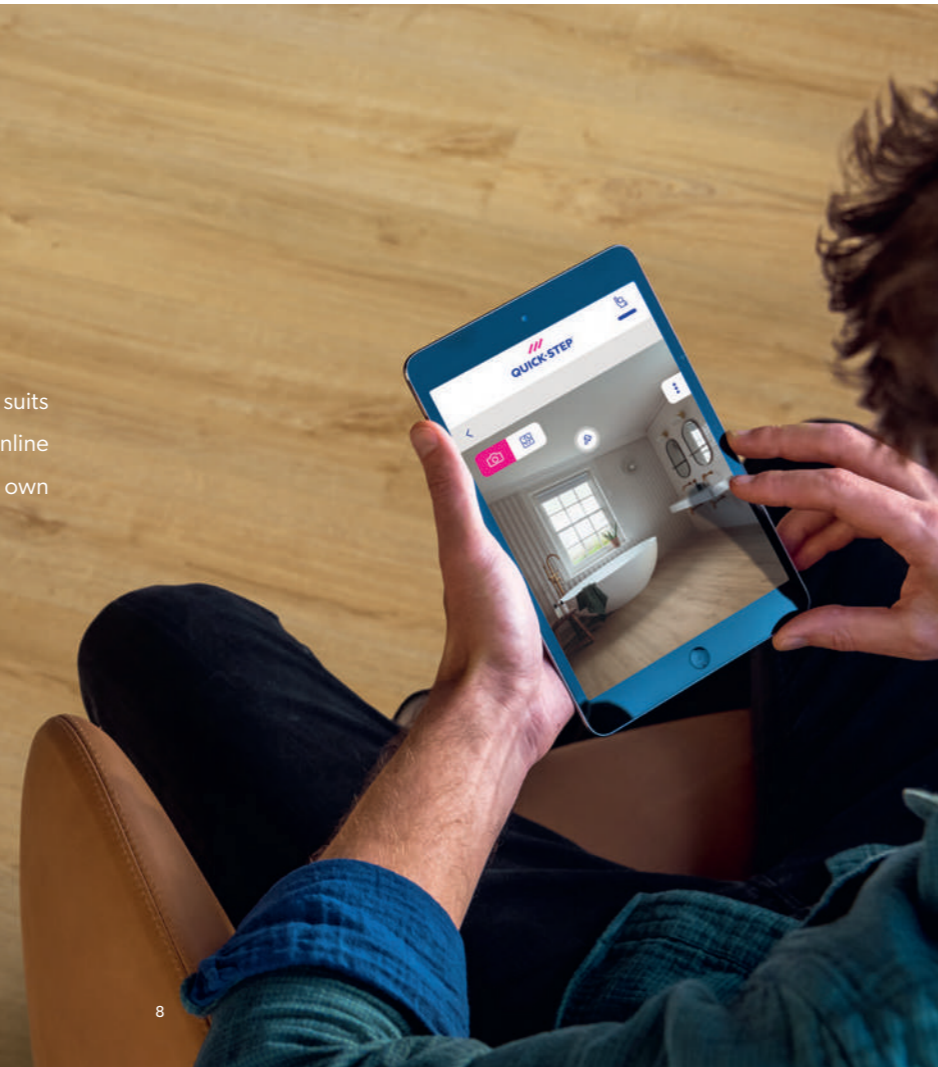


RoomViewer

Having doubts about which Quick-Step floor suits your interior best? No problem! Thanks to our online RoomViewer, you can preview any floor in your own interior to help you make the right choice.



SCAN THE QR CODE
TO ACCESS THE
ROOMVIEWER



Sample service

Curious to see what your floor of choice would look and feel like in reality? Do you want to find out if it matches your furniture, wall colour, art ...? Order a floor sample on our website and see for yourself, or get a sample at your retailer.

GET INSPIRED AND FIND A DEALER

[quickstep.com](https://www.quickstep.com)

Mix & Match

Ready to spice up your interior?
We can help with advice on how to mix and match our floors!



PRISTINE
SGHBC20326

LIV
SGSPC20313



Fall oak brown

PRISTINE
SGHBC20334

FUSE
SGMPC20324



Ocean bliss warm honey

PRISTINE
SGHBC20327

LIV
SGSPC20314



Serene oak light natural

PRISTINE
SGHBC20331

FUSE
SGMPC20321



Serene oak medium natural

PRISTINE
SGHBC20332

FUSE
SGMPC20322

Further in the brochure, you can explore all our herringbone and plank combinations to give your home that extra special feel. Just look for the Mix and Match icon.

Mix & match our corresponding designs



Why not go for a luxurious feel and combine a herringbone and a plank design? Have fun laying the same colour Pristine herringbone and Fuse or Liv planks together for stunning results. You'll be amazed by the wow factor you get from friends and family when they visit a home that's on-trend and a joy to relax in. When it comes to the perfect finish, our matching accessories will complete your beautiful floor seamlessly.



Mix & match our tiles and planks

Try combining planks and tiles for a playful effect, creating vibrant floors that make your rooms look simply amazing. Our collection lets you effortlessly blend the timeless appeal of wood with the sleek, modern look of tiles. Achieve a stunning fusion of styles that adds depth and character to any space. Discover three of our designers' favourite combinations.

For a wonderful first impression, see how your flooring choice will look in your home. Check out the RoomViewer by scanning the QR code.



SCAN THE QR CODE
TO ACCESS THE
ROOMVIEWER



Soft colours

LIV
SGSPC20319

BLUSH
SGTC20309



Nature colours

PRISTINE
SGHBC20332

BLUSH
SGTC20307



Dark colours

FUSE
SGMPC20324

BLUSH
SGTC20304


















FIND OUR MATCHING
ACCESSORIES ON
PAGE 36




PRISTINE
SGHBC20335

BLUSH
SGTC20306

Beauty comes in many sizes



| PLANKS | | DIMENSIONS | BOX | PRESSED BEVEL | MIX & MATCH | REFINED TEXTURE | MATCHING ACCESSORIES | WARRANTY | DISCOVER THE COLLECTION |
|---|----------|--------------------------|----------------------------------|---|---|---|---|---|-------------------------|
|  | PRISTINE | 740 x 129 x 2,5 mm | 48 planks = 4,582 m ² |  |  |  |  | <ul style="list-style-type: none"> ✓ LIFETIME WARRANTY DOMESTIC USE ✓ 10 YEARS COMMERCIAL WARRANTY, ON REQUEST UP TO 15 YEARS | p. 16 |
|  | FUSE | 1500 x 228,6 x 2,5 mm | 12 planks = 4,115 m ² |  |  |  |  | <ul style="list-style-type: none"> ✓ LIFETIME WARRANTY DOMESTIC USE ✓ 10 YEARS COMMERCIAL WARRANTY, ON REQUEST UP TO 15 YEARS | p. 20 |
|  | LIV | 1219,2 x 184,15 x 2,5 mm | 20 planks = 4,490 m ² | |  | |  | <ul style="list-style-type: none"> ✓ LIFETIME WARRANTY DOMESTIC USE ✓ 10 YEARS COMMERCIAL WARRANTY, ON REQUEST UP TO 15 YEARS | p. 24 |
| TILES | | DIMENSIONS | BOX | | | | MATCHING ACCESSORIES | WARRANTY | DISCOVER THE COLLECTION |
|  | BLUSH | 609,6 x 609,6 x 2,5 mm | 12 planks = 4,459 m ² | | | |  | <ul style="list-style-type: none"> ✓ LIFETIME WARRANTY DOMESTIC USE ✓ 10 YEARS COMMERCIAL WARRANTY, ON REQUEST UP TO 15 YEARS | p. 28 |


- 
PRESSED BEVEL
 The bevel is perfectly adapted to the character of the floor. The colour, design and structure go through the bevel from plank to plank.
- 
MIX & MATCH
 The decors in Pristine, our herringbone collection, match exactly to the corresponding designs of our regular planks Fuse and Liv.
- 
REFINED TEXTURE
 Our refined textures accentuate the authentic design of our plank collections, for a floor that looks and feels beautifully natural.

CLASS 33
 For commercial use. All our floors are wear-resistant for areas with intensive usage.

WARRANTY CONDITIONS _____ **quickstep.com**



PRISTINE



Original and pure, our herringbone vinyl is a great choice reflecting our commitment to excellence. Pristine embodies the essence of luxury and style, characteristics we believe every interior deserves.

- ✓ LIFETIME WARRANTY DOMESTIC USE
- ✓ 10 YEARS COMMERCIAL WARRANTY, ON REQUEST UP TO 15 YEARS



PRISTINE (SGHBC)

REFINED TEXTURE

PRESSED BEVEL

740 x 129 x 2,5 mm

Box: 48 planks = 4,582 m² = 21,100 kg

Pallet: 42 boxes = 192,447 m² = 914 kg = 1520 x 820 x 621 mm



Serene oak light natural
SGHBC20331
MATCHES WITH FUSE SGMPC20321



Ocean bliss natural
SGHBC20326
MATCHES WITH LIV SGSPC20313



Serene oak medium natural
SGHBC20332
MATCHES WITH FUSE SGMPC20322



Fall oak natural
SGHBC20335
MATCHES WITH FUSE SGMPC20325



Ocean bliss warm honey
SGHBC20327
MATCHES WITH LIV SGSPC20314



Fall oak honey
SGHBC20333
MATCHES WITH FUSE SGMPC20323



Fall oak brown
SGHBC20334
MATCHES WITH FUSE SGMPC20324

**Visualise your
choice of flooring
in your own interior**



SCAN THE QR CODE
TO ACCESS THE
ROOMVIEWER



FIND OUR MATCHING
ACCESSORIES ON
PAGE 36



Mix & match our corresponding designs

Our Vinyl Flex range has a myriad of possibilities. The colours in Pristine, our herringbone collection, match exactly to the corresponding colours of our regular planks, Fuse and Liv. So, your beautiful floor can be installed in one authentic tone, whatever choice you make.

PRISTINE
SGHBC20331

FUSE
SGMPC20321





FUSE



Our medium-sized plank design, Fuse, blends form and function, creating stylish designs with essential practicality. A beautiful floor that evokes a feeling of calm and comfort in your home.

- ✓ LIFETIME WARRANTY DOMESTIC USE
- ✓ 10 YEARS COMMERCIAL WARRANTY, ON REQUEST UP TO 15 YEARS



FUSE (SGMPC)

REFINED TEXTURE

PRESSED BEVEL

1500 x 228,6 x 2,5 mm

Box: 12 planks = 4,115 m² = 19 kg

Pallet: 45 boxes = 185,166 m² = 883 kg = 1520 x 730 x 700 mm



Linen oak greige
SGMPC20328



Serene oak light natural
SGMPC20321
MATCHES WITH PRISTINE SGHBC20331



Linen oak natural
SGMPC20320



Linen oak medium natural
SGMPC20329



Serene oak medium natural
SGMPC20322
MATCHES WITH PRISTINE SGHBC20332



Fall oak natural
SGMPC20325
MATCHES WITH PRISTINE SGHBC20335



Fall oak honey
SGMPC20323
MATCHES WITH PRISTINE SGHBC20333



Fall oak brown
SGMPC20324
MATCHES WITH PRISTINE SGHBC20334




Linen oak dark brown
SGMPC20330



FIND OUR MATCHING
ACCESSORIES ON
PAGE 36



LIV



Our small-sized plank design is all about life. Capturing the spirit of wellness, Liv works as the basis of your home's design. Elegant and functional, this collection is perfectly suited for modern, space-conscious living.

- ✓ LIFETIME WARRANTY DOMESTIC USE
- ✓ 10 YEARS COMMERCIAL WARRANTY, ON REQUEST UP TO 15 YEARS



LIV (SGSPC)

1219,2 x 184,15 x 2,5 mm

Box: 20 planks = 4,490 m² = 20,700 kg

Pallet: 44 boxes = 197,574 m² = 937 kg = 1240 x 780 x 758 mm



Ocean bliss greige
SGSPC20319




Satin oak taupe grey
SGSPC20312



Satin oak greige
SGSPC20317



Ocean bliss warm taupe
SGSPC20318



Ocean bliss natural
SGSPC20313
MATCHES WITH PRISTINE SGHBC20326



Satin oak medium natural
SGSPC20311



Country charm natural
SGSPC20315




Ocean bliss warm honey
SGSPC20314
MATCHES WITH PRISTINE SGHBC20327



Country charm medium brown
SGSPC20316



FIND OUR MATCHING
ACCESSORIES ON
PAGE 36



BLUSH

Our exquisite tile collection Blush adds colour to evoke a sense of timeless elegance. Each tile exudes a delicate charm that's both captivating and enduring. Soft, subtle beauty radiates from the graceful designs.

- ✓ LIFETIME WARRANTY DOMESTIC USE
- ✓ 10 YEARS COMMERCIAL WARRANTY, ON REQUEST UP TO 15 YEARS



BLUSH (SGTC)

609,6 x 609,6 x 2,5 mm

Box: 12 tiles = 4,459 m² = 20,800 kg

Pallet: 42 boxes = 187,293 m² = 902 kg = 1260 x 646 x 915 mm



Luna marble white
SGTC20305



Terazzo multi colour
SGTC20307



Ceppo warm grey
SGTC20306




Cemento warm beige
SGTC20308



Cemento warm grey
SGTC20309



Cemento anthracite
SGTC20310



Black slate
SGTC20304

**Visualise your
choice of flooring
in your own interior**



SCAN THE QR CODE
TO ACCESS THE
ROOMVIEWER



FIND OUR MATCHING
ACCESSORIES ON
PAGE 36

Mix and match our tiles and planks

There's no end to the combinations you can choose with our Vinyl Flex flooring. Contrast texture, colour, plank or tile size for some stunning variations to enjoy in your on-trend home. Open your imagination to an abundance of stylish designs.

BLUSH
SGTC20306

FUSE
SGMPC20324




Accessories for your floor

Your dream home isn't finished when you pick your floor. Creating your perfect interior starts with adding the right accessories to your chosen floor.



INSTALLATION

Choose either our glued-down option or Flex Pro underlay as installation method.



FINISHING

Opt for skirtings that match the colour of your floor or go for any colour you like.



MAINTENANCE

With our cleaning products you'll get the best results, with respect for the planet.

ACCESSORIES FOR YOUR FLOOR


Step 1: installation



You'll want to walk on your beautiful new floor as soon as possible so installation is key. Choose either a glued-down option, or opt for Flex Pro underlay.

| ORDERING CODE | PIECE (PC) | | | PACK | | | PALLET | |
|---------------|-----------------|-------------|------------|-----------------|-------------|------------|-----------------|-------------|
| | DIMENSIONS (mm) | WEIGHT (kg) | PIECES (#) | DIMENSIONS (mm) | WEIGHT (kg) | PIECES (#) | DIMENSIONS (mm) | WEIGHT (kg) |

UNDERLAY


| | | | | | | | | |
|---|------------------|--------|---|------------------|--------|----|-------------------|-----|
|  QSVUDLFLEXPRO Flex Pro underlay 1,8 mm - 6,5m ² | 6500 x 1000 x 60 | 16,900 | 1 | 190 x 190 x 1000 | 16,960 | 40 | 1200 x 800 x 1150 | 709 |
|---|------------------|--------|---|------------------|--------|----|-------------------|-----|


Flex Pro has a self-adhesive side, so you don't have to fumble around with a tube of glue. Just peel off the strip and fix the plank or tile to the underlay. This ensures quick, clean installation with no mess on your subfloor. All with a little room for some final adjustments.


Looking for an installation option that's kind to the planet? Flex Pro is an underlay made from sustainable raw materials, including plant-based oils and mineral components such as chalk.

✓ quick and clean installation ✓ made from sustainable raw materials ✓ acoustic insulation & thermal resistance


GLUED-DOWN INSTALLATION


| | | | | | | | | |
|--|-----------------|-------|---|-----------------|-------|----|-------------------|-----|
|  QSVGLUE6A Vinyl Glue 6kg 300 g/m ² | 212 x 190 x 208 | 6,000 | 1 | 212 x 190 x 208 | 6,380 | 80 | 1200 x 800 x 1020 | 533 |
|--|-----------------|-------|---|-----------------|-------|----|-------------------|-----|


| | | | | | | | | |
|--|-----------------|--------|---|-----------------|--------|----|-------------------|-----|
|  QSVGLUE15A Vinyl Glue 15kg 300 g/m ² | 478 x 280 x 110 | 15,000 | 1 | 478 x 280 x 110 | 15,400 | 48 | 1200 x 800 x 1100 | 762 |
|--|-----------------|--------|---|-----------------|--------|----|-------------------|-----|

| | | | | | | | | |
|---|----------------|-------|---|----------------|-------|-----|------------------|-----|
|  QVA2 Vinyl Glue trowel (A2) | 180 x 155 x 15 | 0,138 | 6 | 210 x 170 x 55 | 0,960 | 504 | 1200 x 800 x 370 | 103 |
|---|----------------|-------|---|----------------|-------|-----|------------------|-----|

INSTALLATION TOOLS

| | | | | | | | | |
|--|----------------|-------|---|-----------------|--------|-----|---------------------|-----|
|  QSVTOOL Vinyl Installation Tool | 410 x 190 x 16 | 0,700 | 8 | 420 x 200 x 120 | 11,030 | 576 | 1260 x 734,4 x 1050 | 423 |
|--|----------------|-------|---|-----------------|--------|-----|---------------------|-----|

| | | | | | | | | |
|---|----------------|-------|---|-----------------|-------|-----|------------------|-----|
|  QSVKNIFEB Vinyl Knife | 275 x 113 x 50 | 0,230 | 6 | 295 x 252 x 105 | 1,000 | 576 | 1200 x 252 x 945 | 139 |
|---|----------------|-------|---|-----------------|-------|-----|------------------|-----|

| | | | | | | | | |
|---|--------------|-------|----|----------------|-------|-----|------------------|-----|
|  NEVKNIFEREFILL40 Refill set for Vinyl knife 1 PC = 40 blades | 67 x 25 x 32 | 0,172 | 10 | 340 x 155 x 85 | 2,000 | 500 | 1200 x 800 x 400 | 115 |
|---|--------------|-------|----|----------------|-------|-----|------------------|-----|

SCAN THE QR CODE AND
DISCOVER OUR FULL RANGE
OF ACCESSORIES












ACCESSORIES FOR YOUR FLOOR

Step 2: finishing

- Rest assured, all our skirtings:
- ✓ have a waterproof finish
 - ✓ have a scratch-resistant top layer
 - ✓ come with the same warranty as your floor

On the opposite page, find the corresponding number (1-13) of your preferred skirting, then turn to page 42 for the technical drawings and further information.

| | ORDERING CODE | PIECE (PC) | | | PACK | | | PALLET | |
|--|---|---|-------------|------------|-----------------|-------------|------------|-------------------|-------------|
| | | DIMENSIONS (mm) | WEIGHT (kg) | PIECES (#) | DIMENSIONS (mm) | WEIGHT (kg) | PIECES (#) | DIMENSIONS (mm) | WEIGHT (kg) |
| COLOUR-MATCHED SKIRTINGS | | | | | | | | | |
| 1 |  QSVSKDB(-) Standard skirting | 1870 x 13 x 60 | 1,125 | 6 | 1870 x 60 x 75 | 6,800 | 630 | 2000 x 950 x 696 | 758 |
| PAINTABLE SKIRTINGS | | | | | | | | | |
| 2 |  QSSCOTPAINT Paintable scotia | 2400 x 17 x 17 | 0,277 | 6 | 2440 x 54 x 54 | 1,740 | 894 | 2450 x 950 x 650 | 298 |
| 3 |  QSSKPAINT Paintable standard skirting | 2400 x 12 x 58 | 0,845 | 6 | 2405 x 60 x 65 | 5,330 | 720 | 2450 x 950 x 680 | 658 |
| 4 |  QSPSKRPAINT Paintable parquet skirting | 2400 x 14 x 77 | 1,204 | 6 | 2405 x 89 x 79 | 7,260 | 432 | 2450 x 950 x 690 | 687 |
| 5 |  QSISKRCOVER Paintable cover skirting | 2400 x 16 x 129 | 2,190 | 6 | 2410 x 56 x 139 | 15,180 | 264 | 2400 x 1020 x 590 | 683 |
| 6 |  QSISKRWHITE Paintable ovolo skirting | 2400 x 16 x 160 | 4,600 | 3 | 2410 x 56 x 139 | 13,800 | 171 | 2400 x 1020 x 690 | 792 |
| 7 |  QSISKROGEE Paintable ogee skirting | 2400 x 16 x 160 | 4,600 | 3 | 2410 x 54 x 162 | 13,800 | 171 | 2400 x 1020 x 690 | 792 |
| 8 |  QSPSKR4PAINT Paintable small skirting | 2400 x 14 x 40 | 0,950 | 6 | 2410 x 84 x 40 | 5,700 | 720 | 2410 x 1050 x 695 | 726 |
| PAINTABLE WATERPROOF SKIRTINGS | | | | | | | | | |
| 9 |  QSHSCOT19PAINT Paintable waterproof scotia | 2400 x 19 x 19 | 0,150 | 6 | 2410 x 54 x 30 | 0,900 | 1728 | 2450 x 760 x 383 | 191 |
| 10 |  QSHSK38PAINT Paintable waterproof skirting small | 2400 x 13 x 38 | 0,398 | 6 | 2400 x 42 x 82 | 2,650 | 828 | 2450 x 980 x 680 | 506 |
| 11 |  QSHSK58PAINT Paintable waterproof skirting medium | 2400 x 13 x 58 | 0,509 | 6 | 2400 x 60 x 80 | 3,250 | 540 | 2450 x 980 x 650 | 369 |
| 12 |  QSHSK80PAINT Paintable waterproof skirting large | 2400 x 15 x 80 | 0,680 | 6 | 2400 x 80 x 90 | 4,350 | 432 | 2450 x 980 x 690 | 366 |
| 13 |  QSFLEXSKR Paintable waterproof flexible skirting | PC: 7000 x 14 x 40 Box: 400 x 400 x 50 | 2,740 | 3 | 390 x 390 x 165 | 9,340 | 108 | 1200 x 785 x 1130 | 363 |
| INSTALLATION TOOL FOR SKIRTINGS | | | | | | | | | |
| |  QSGLUE290 One4All Glue | 50 x 50 x 230 | 0,423 | 12 | 213 x 160 x 240 | 7,000 | 1200 | 1200 x 800 x 1100 | 721 |
| METAL PROFILES FOR STAIR INSTALLATION | | | | | | | | | |
| |  QSVSTPINGLUE | 2000 x 25 x 25 | 0,312 | 1 | 2000 x 25 x 25 | 0,310 | 800 | 2440 x 950 x 600 | 486 |
| |  QSVSTPGLUE | 2000 x 40 x 26 | 0,430 | 1 | 2000 x 40 x 26 | 0,430 | 400 | 2440 x 950 x 600 | 363 |
| FINISHING TOOLS | | | | | | | | | |
| |  QSKITRANSP Hydrokit | 50 x 50 x 230 | 0,312 | 12 | 213 x 160 x 240 | 4,850 | 1200 | 1200 x 800 x 1100 | 505 |
| |  QSPCINOX18 Pipe covers Ø 18 mm | 75 x 140 x 20 | 0,040 | 15 | 240 x 165 x 130 | 0,680 | 3000 | 1200 x 800 x 1450 | 135 |
| |  QSPCINOX22 Pipe covers Ø 22 mm | 75 x 140 x 20 | 0,040 | 15 | 240 x 165 x 130 | 0,680 | 3000 | 1200 x 800 x 1450 | 135 |

ACCESSORIES FOR YOUR FLOOR

Step 3: maintenance







Benefits of our cleaning products include:

- ✓ easy and efficient cleaning for the best results
- ✓ deals with persistent stains and won't damage your floor
- ✓ made with respect for the planet so you can feel good about the products you choose

| ORDERING CODE | PIECE (PC) | | | PACK | | | PALLET | | |
|---------------|-----------------|-------------|------------|-----------------|-------------|------------|-----------------|-------------|--|
| | DIMENSIONS (mm) | WEIGHT (kg) | PIECES (#) | DIMENSIONS (mm) | WEIGHT (kg) | PIECES (#) | DIMENSIONS (mm) | WEIGHT (kg) | |

MAINTENANCE

All our cleaning products are sustainable with a biodegradable formula, our bottles are made from 100% recycled plastic, and everything is produced in a carbon neutral factory.

| | | | | | | | | |
|--|-----------------|-------|----|-----------------|-------|------|-------------------|-----|
|  QSCLEANECO2000 Floor cleaner 2 L | 150 x 95 x 278 | 2,020 | 4 | 308 x 199 x 296 | 9,380 | 168 | 1200 x 800 x 903 | 394 |
|  QSCLEANECO1000 Floor cleaner 1 L | 90 x 76 x 270 | 1,020 | 6 | 280 x 165 x 290 | 7,250 | 342 | 1200 x 800 x 1020 | 413 |
|  QSPOTCLEAN Spot cleaner 250 ml | 50 x 50 x 200 | 0,250 | 20 | 260 x 210 x 210 | 6,270 | 1120 | 1200 x 800 x 990 | 351 |
|  QSSPRAYKIT Cleaning kit | 665 x 170 x 105 | 1,874 | 4 | 685 x 350 x 225 | 9,360 | 48 | 1200 x 800 x 1200 | 137 |
|  QSSPRAYMOP Cleaning mop | 430 x 145 x 8 | 0,044 | 6 | 430 x 152 x 70 | 0,450 | 804 | 1200 x 800 x 1200 | 85 |
|  QSREPAIR Repair kit | 290 x 125 x 28 | 0,172 | 12 | 370 x 250 x 150 | 2,600 | 648 | 1200 x 800 x 1050 | 130 |

SCAN THE QR CODE
AND DISCOVER
OUR MAINTENANCE
INSTRUCTIONS




MATCHING ACCESSORIES FOR YOUR FLOOR

PRISTINE (SGHBC)

740 x 129 x 2,5 mm

Box: 48 planks = 4,582 m² = 21,100 kg

Pallet: 42 boxes = 192,447 m² = 914 kg = 1520 x 820 x 621 mm




| CODE | | Standard skirting QSVSKDB(-) | Coloured kit QSKIT(-) |
|------------|-----------------|---------------------------------|--------------------------|
| DIMENSIONS | | 1870 x 13 x 60 | |
| SGHBC20331 | FUSE SGMPC20321 | 20331 | QSKIT02 |
| SGHBC20326 | LIV SGSPC20313 | 20326 | QSKIT02 |
| SGHBC20332 | FUSE SGMPC20322 | 20332 | QSKIT04 |
| SGHBC20335 | FUSE SGMPC20325 | 20335 | QSKIT09 |
| SGHBC20327 | LIV SGSPC20314 | 20327 | QSKIT10 |
| SGHBC20333 | FUSE SGMPC20323 | 20333 | QSKIT09 |
| SGHBC20334 | FUSE SGMPC20324 | 20334 | QSKIT10 |

FUSE (SGMPC)

1500 x 228,6 x 2,5 mm

Box: 12 planks = 4,115 m² = 19 kg

Pallet: 45 boxes = 185,166 m² = 883 kg = 1520 x 730 x 700 mm



| CODE | | Standard skirting QSVSKDB(-) | Coloured kit QSKIT(-) |
|------------|---------------------|---------------------------------|--------------------------|
| DIMENSIONS | | 1870 x 13 x 60 | |
| SGMPC20328 | | 20328 | QSKIT01 |
| SGMPC20321 | PRISTINE SGHBC20331 | 20321 | QSKIT02 |
| SGMPC20320 | | 20320 | QSKIT10 |
| SGMPC20329 | | 20329 | QSKIT10 |
| SGMPC20322 | PRISTINE SGHBC20332 | 20322 | QSKIT04 |
| SGMPC20325 | PRISTINE SGHBC20335 | 20325 | QSKIT09 |
| SGMPC20323 | PRISTINE SGHBC20333 | 20323 | QSKIT09 |
| SGMPC20324 | PRISTINE SGHBC20334 | 20324 | QSKIT10 |
| SGMPC20330 | | 20330 | QSKIT17 |

LIV (SGSPC)

1219,2 x 184,15 x 2,5 mm

Box: 20 planks = 4,490 m² = 20,700 kg

Pallet: 44 boxes = 197,574 m² = 937 kg = 1240 x 780 x 758 mm




| CODE | | Standard skirting QSVSKDB(-) | Coloured kit QSKIT(-) |
|------------|---------------------|---------------------------------|--------------------------|
| DIMENSIONS | | 1870 x 13 x 60 | |
| SGSPC20319 | | 20319 | QSKIT01 |
| SGSPC20312 | | 20312 | QSKIT18 |
| SGSPC20317 | | 20317 | QSKIT18 |
| SGSPC20318 | | 20318 | QSKIT18 |
| SGSPC20313 | PRISTINE SGHBC20326 | 20313 | QSKIT02 |
| SGSPC20311 | | 20311 | QSKIT10 |
| SGSPC20315 | | 20315 | QSKIT10 |
| SGSPC20314 | PRISTINE SGHBC20327 | 20314 | QSKIT09 |
| SGSPC20316 | | 20316 | QSKIT10 |

BLUSH (SGTC)

609,6 x 609,6 x 2,5 mm

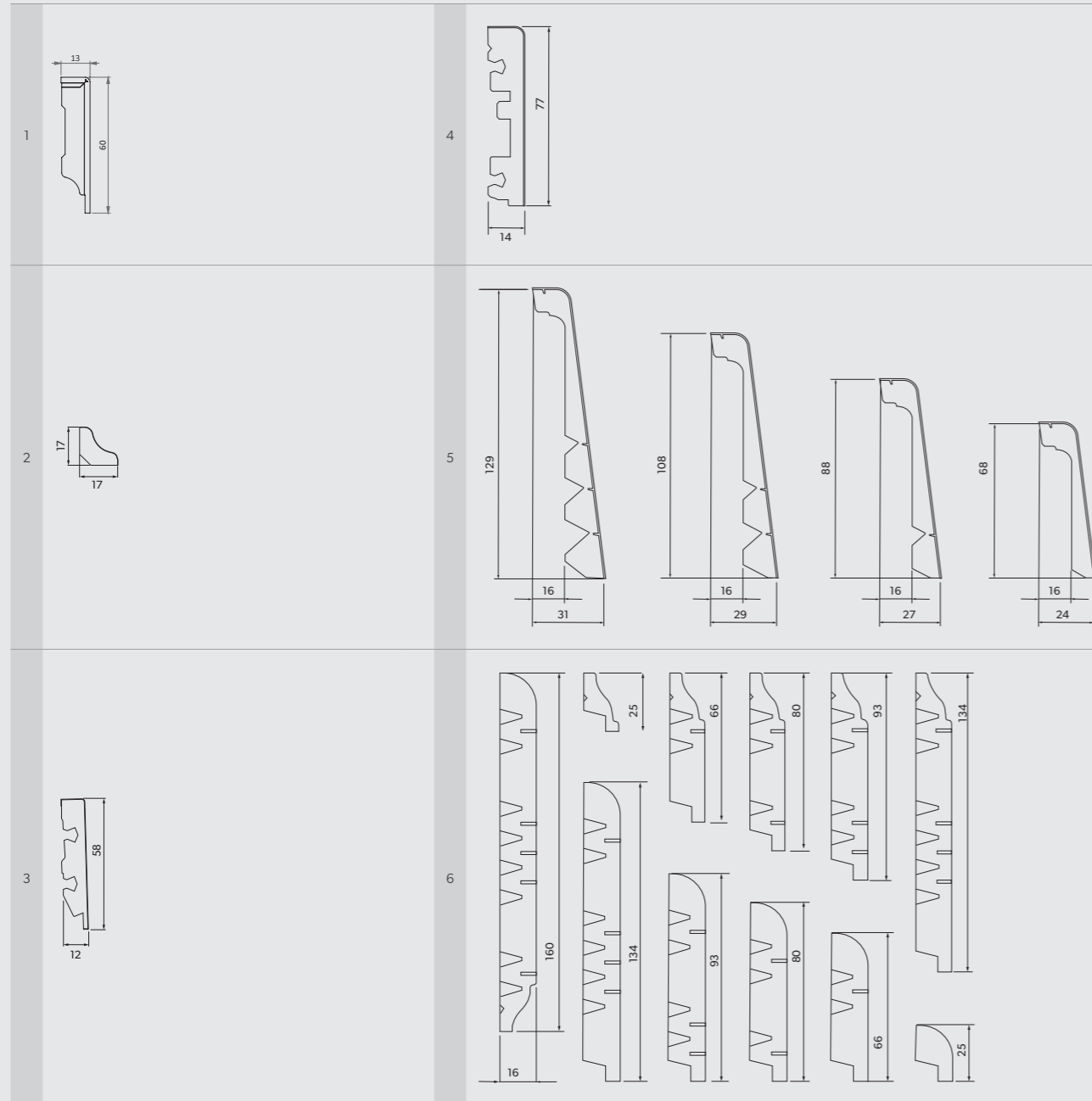
Box: 12 tiles = 4,459 m² = 20,800 kg

Pallet: 42 boxes = 187,293 m² = 902 kg = 1260 x 646 x 915 mm



| CODE | | Standard skirting QSVSKDB(-) | Coloured kit QSKIT(-) |
|------------|--|---------------------------------|--------------------------|
| DIMENSIONS | | 1870 x 13 x 60 | |
| SGTC20305 | | 20305 | QSKIT01 |
| SGTC20307 | | 20307 | QSKIT19 |
| SGTC20306 | | 20306 | QSKIT04 |
| SGTC20308 | | 20308 | QSKIT01 |
| SGTC20309 | | 20309 | QSKIT19 |
| SGTC20310 | | 20310 | QSKIT03 |
| SGTC20304 | | 20304 | QSKIT03 |

TECHNICAL DRAWINGS OF OUR SKIRTINGS,
FOR SHAPE AND SIZE REFERENCE





quickstep.com

a brand of  UNILIN

Product images may differ from actual product. The availability of products, or the products themselves, may change at any time without notice. Content ©2024-2025 by Unilin BV, division Flooring. All rights reserved. The contents of this brochure may not be reproduced in whole or in part without prior written permission from the publisher.

024 281 01 - Z1 - EN

Coverphoto: SGTC20306 - SGHBC20335

FOLLOW US ON



@quickstepfloors



@quickstepfloor

STEP BY STEP TOWARDS CIRCULARITY



SCS Global Services